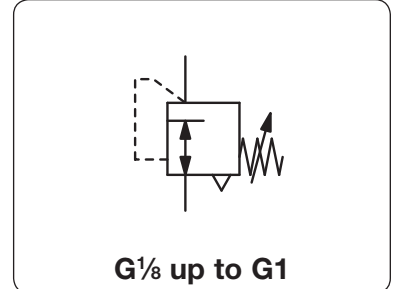


Plastic Pressure Regulator

R035... R095

Description	Modular regulator easy to interlock with other regulators, filters or filter regulators of the same series, without the need for double nipples or any other fittings. A sensitive rolling diaphragm allows good pressure regulation.	
Media	compressed air, non-corrosive gases or liquids	
Supply pressure	max. 12,5 bar, max. 10 bar for R035, max. 16 bar bei R042	
Adjustment	by plastic knob with snap-lock, R035 without snap-lock	
Relieving function	relieving, optionally non-relieving	
Gauge port	G $\frac{1}{8}$ on both sides of the body (G $\frac{1}{4}$ at R095), one screw plug supplied	
Mounting position	any	
Temperature range	0 °C to 50 °C / 32 °F to 177 °F	
Material	Body: nylon, Elastomer: NBR/Buna-N Inner valve: brass Thread insert: brass	POM at R035 and R042



Dimensions			Kv-value (m ³ /h)	Flow rate		Connection thread G	Pressure range bar	Order number
A	B	C		m ³ /h*1	l/min*1			

Pressure regulator								supply pressure max. 12,5 bar, for series R035 max. 10 bar, for series R042 max. 16 bar, relieving, without pressure gauge	R0
36	61	12	0.11	15	250	G $\frac{1}{8}$	0... 6	R035-01B	
for battery assembly, see also catalogue page "regulator for joint supply"								0... 6	R035-01RB
42	102	20	0.36	51	850	G $\frac{1}{4}$	0... 4	R042-02B	
								0... 8	R042-02C
								0... 12	R042-02D
52	129	38	0.59	84	1400	G $\frac{3}{8}$	0... 4	R050-03B	
								0... 8	R050-03C
								0... 12	R050-03D
52	129	38	0.63	90	1500	G $\frac{1}{2}$	0... 4	R052-04B	
								0... 8	R052-04C
								0... 12	R052-04D
63	145	42	1.0	138	2300	G $\frac{1}{2}$	0... 4	R075-04B	
								0... 8	R075-04C
								0... 12	R075-04D
137	145	42	1.0	144	2400	G $\frac{3}{4}$	0... 4	R080-06B	
								0... 8	R080-06C
								0... 12	R080-06D
115	222	48	6.3	900	15000	G1	0... 4	R095-08B	
								0... 8	R095-08C
								0... 12	R095-08D

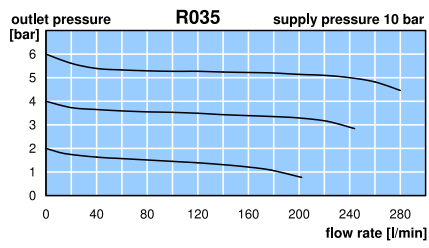
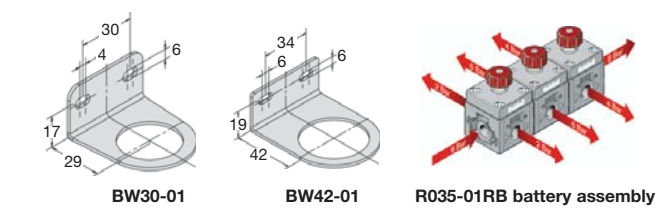
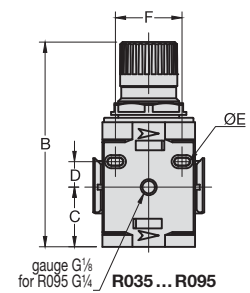


Special options, add the appropriate letter

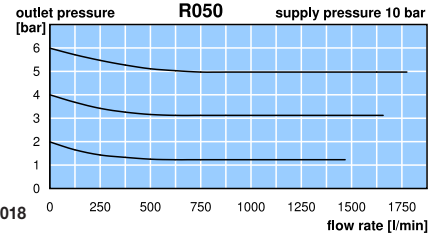
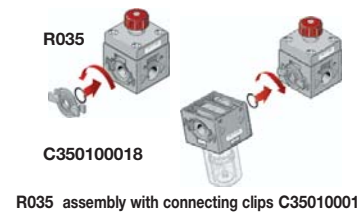
non-relieving without relieving function, also for liquids R0..-0..K

Accessories

pressure gauge	Ø 23 mm, 0... ^{*2} bar, G $\frac{1}{8}$, max. 12 bar Ø 40 mm, 0... ^{*2} bar, G $\frac{1}{4}$ Ø 50 mm, 0... ^{*2} bar, G $\frac{1}{2}$ Ø 63 mm, 0... ^{*2} bar, G $\frac{3}{4}$	for R035 for R042 for R050 to R080 for R095	MA2301-...^{*2} MA4001-...^{*2} MA5001-...^{*2} MA6302-...^{*2}
mounting bracket	made of steel, mounting nut at the device	for R042 for R050 to R080	BW30-01 BW42-01
set of brackets	made of steel	for R095	BW00-02
connection clips		for R035	C350100018



series	D	Ø E	F	K	L
R035	8	3.5	20	-	36
R042	10.5	4.5	31	-	42
R050/52	16	5.5	41	63	52
R075	17.5	5.5	45	75	63
R080	17.5	5.5	45	-	63
R095	65	8.5	174	115	95



*1 at 10 bar supply pressure, 6 bar outlet pressure and 1 bar pressure drop
*2 04 = 0...4 bar, 06 = 0...6 bar, 10 = 0...10 bar, 16 = 0...16 bar